

Local Snapshot

Pacific County Positive Cases: 1075
New Cases since June 16, 2021: 5
Pacific County Active Cases: 4
Pacific County Hospitalizations to Date: 44
Pacific County Deaths 13

The Pacific County Emergency Operations Center is Open Monday - Friday, 8:00am - 4:00pm
Please give us a call with any COVID-19 related questions or concerns.

North County: (360) 875-9407 / South County: (360) 642-9407.

If you are experiencing a medical, or, other type of emergency, please contact 9-1-1 immediately. If no one is available to take your call during regular business hours please leave a message and someone will get back to you within 3 business days.

If you have other questions about COVID-19 in Pacific County, email us at info1@pacificcountyhealth.com.

For the latest Washington State COVID-19 data please click on the link below:
<https://www.doh.wa.gov/Emergencies/Coronavirus>

For the latest PACIFIC COUNTY COVID-19 DATA please click on the link below. The page is very informative and illustrates how we are trying to disseminate information and resources:
<https://www.pacificcountycovid19.com/>

Next Monthly Community Forum: **Thursday August 5, 2021** at 11:30 (re-occurring) via Zoom or Facebook Live
<https://us02web.zoom.us/j/84282447783>
1-253-215-8782 meeting id: 84282447783#

Statewide Snapshot

WA State Total Positive Cases as of 06/30/2021: 451,595 WA Total Hospitalizations: 25,505
WA Total Deaths: 5,930 Neighboring Counties: Wahkiakum County 156 cases, Grays Harbor 4,589 cases, Lewis County 5,329 cases, Clatsop County 1,074 cases. All state restrictions have ended in Oregon.

PCEMA to Continue Weekly Covid-19 Status Reports Through August 5, Monthly, Thereafter

Based upon the overwhelming majority of responses favoring the continuing publication of a weekly Pacific County Covid-19 Status report, PCEMA will continue publishing a weekly report through August 5. After that date the Status Reports will be published on the first Thursday of each month. All information published in the reports can also be found at <https://www.pacificcountycovid19.com/>.

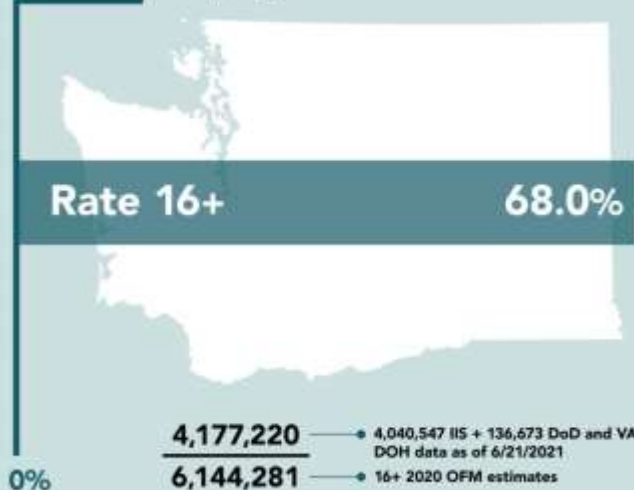
Pacific County Weekly COVID 19 Data

Pacific County Case Data Summary	6/16/2021	6/23/2021	6/30/2021
Cases (Total)	1065	1070	1075
Active cases (currently monitored by Public Health)	6	4	4
New cases over last 14 days	16	9	9
Number of cases since January 1, 2021 among fully vaccinated people	14	15	15
Total number of cases since January 1, 2021	452	456	461
Proportion of total cases since January 1, 2021 that were among fully vaccinated people	3%	3%	3%
Hospitalizations (Total)	44	44	44
New hospitalizations over last 7 days	1	0	0
Deaths (Total)	13	13	13
Cases per 100k per 14 days	73.9	41.6	41.6

The Path to 70%

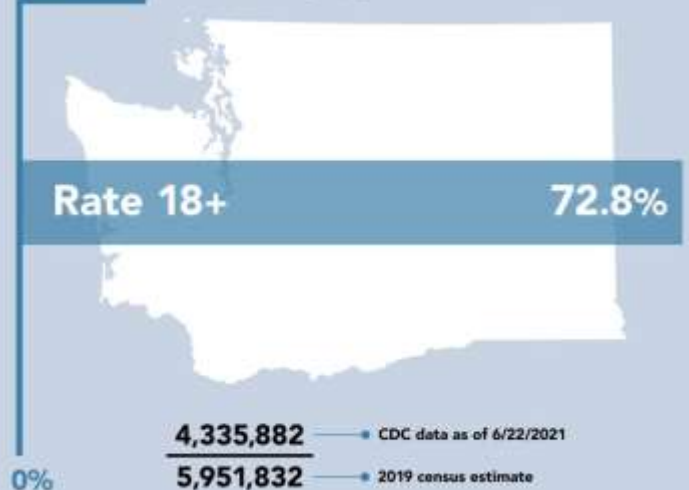
DOH

How WA state is calculating our progress to 70%



CDC

How the CDC is calculating statewide progress



Don't forget your mask after June 30 — you may still need it even if you're vaccinated.

The Secretary of Health's [mask order](#) will remain in place even after June 30, which means that people who are not fully vaccinated need to continue to wear a face mask in public indoor settings even when things start to go back to normal as the state reaches a reopening milestone. Read the full news release [here](#).

COVID-19 long-term care report.

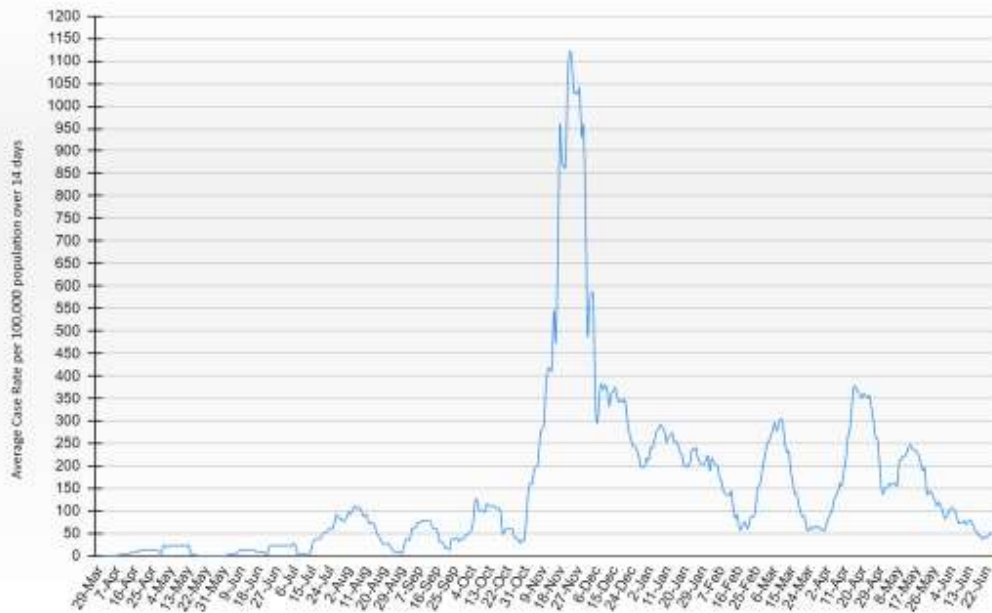
As of June 28, a total of 20,712 COVID-19 cases and 2,661 deaths have been identified as associated or likely associated with a long-term care facility (such as nursing home, assisted living facility, or adult family home). These cases include residents as well as employees and visitors. Read the full June 29 report [here](#).

Inslee statement on upcoming economic reopening. Gov. Jay Inslee released a statement Tuesday ahead of Washington's upcoming June 30 reopening for individuals and businesses preparing to return to normal capacity and operations. Read the full news release [here](#).

Pacific County Vaccine Data

Pacific County Case Data Summary	6/12/2021	6/19/2021	6/26/2021
Doses given (cumulative total)	22,485	22,787	22,897
<i>% of total population initiating vaccination</i>	47.9%	48.4%	48.7%
<i>% of total population fully vaccinated</i>	43.3%	44%	44.4%
<i>% of 16+ initiating vaccination</i>	55.5%	56%	56.3%
<i>% of 16+ fully vaccinated</i>	50.3%	51.1%	51.5%
<i>% of 12+ initiating vaccination</i>	53.6%	54.2%	54.5%
<i>% of 12+ fully vaccinated</i>	48.5%	49.3%	49.7%

Pacific County Average Case Rate (100k/population/14 days)



Updated 6/30/2021

Bay Center	98527	10
Chinook	98614	17
Ilwaco	98624	39
Long Beach	98631	96
Lebam	98554	Less than 5
Naselle	98638	65
Nahcotta	98637	Less than 5
Menlo	98561	Less than 5
Ocean Park	98640	65
Oysterville	98641	Less than 5
Seaview	98644	24
Raymond	98577	492
South Bend	98586	226
Tokeland	98590	Less than 5
Grayland	98547	25
Missing data		7

Pacific County Cases by Zip Code

- Confirmed case count is specific to each zip code.
- Represents permanent residence of Pacific County COVID-19 cases.
- Not a representation of where COVID-19 exposure or transmission occurred.

Updated 6/30/2021