



PACIFIC COUNTY

Public Health and Human Services

South Bend (360) 875-9343 / Fax (360) 875-9323
1216 W. Robert Bush Drive / PO Box 26 South Bend, WA 98586

Long Beach (360) 642-9349 / Fax (360) 642-9352
7013 Sandridge Road Long Beach, WA 98631

ORDER OF THE PACIFIC COUNTY HEALTH OFFICER

PHASED REOPENING PLAN

DATE ORDER ISSUED: May 18, 2020

Please read this Order carefully. Violation of or failure to comply with this Order constitutes a misdemeanor punishable by fine, imprisonment up to ninety days, or both.

The virus that causes Coronavirus Disease 2019 (“COVID-19”) spreads easily from person to person and may result in serious illness or death, and it is essential that the spread of the virus be slowed to safeguard the public and protect healthcare resources. The Pacific County Health Officer (“Health Officer”) has determined that the Pacific County COVID-19 Public Health Order Phased Reopening Plan (ADDENDUM A) will allow for local reopening to coincide with Washington’s Phased Approach (ADDENDUM B). In summary, Pacific County will remove the local jurisdiction restrictions regarding recreational razor clam digs, reopen beach approaches, and implement phased reopening of hospitality lodging.

Pacific County is expected to stay in each phase for a minimum of three weeks. Specified date ranges are based on data that will be continuously monitored, and are subject to change. Although Pacific County has minimal confirmed cases of infection, in order to limit disease spread and allow phased reopening to progress, persons and businesses must follow proper safety plans and social distancing. Accordingly,

UNDER THE AUTHORITY OF RCW 70.05.070

THE HEALTH OFFICER HEREBY ORDERS:

1. Effective June 1, 2020, ORDER OF THE PACIFIC COUNTY HEALTH OFFICER CLOSURE OF RECREATIONAL RAZOR CLAM DIGGING is revoked, and there are no restrictions on recreational razor clam digging after this date. In addition, prior to June 1, 2020, the following dates for recreational clam digging in Pacific County are allowed under this order: May 21, 26, and 28, 2020 subject to Washington State Department of Fish and Wildlife approval of open clam digging.
2. Effective immediately, the ORDER OF THE PACIFIC COUNTY HEALTH OFFICER CLOSURE OF PACIFIC COUNTY BEACH APPROACHES AND CLOSURE OF HOSPITALITY LODGING is cancelled.

3. The following ORDER OF THE PACIFIC COUNTY HEALTH OFFICER PHASED REOPENING PLAN is effective immediately.

- a. As of May 18, 2020, all beach approaches within Pacific County will be opened.
- b. Hospitality lodging occupancy is determined by type of lodging and timeline of phased reopening. See "Pacific County COVID-19 Public Health Order Phased Reopening Plan" (ADDENDUM A) for specific phase guidance.
- c. Maximum occupancy percentage (%) includes short-term rentals/tenancies/occupancies only. It does not include individuals who live in hospitality lodging or RVs as permanent residents of Pacific County.
- d. Safety plans (ADDENDUM C) with all required components must be implemented prior to the opening of hospitality lodging and maintained throughout all phases.
- e. Safety plan checklist/certification (ADDENDUM C) must be submitted for approval to Pacific County Public Health via email to pceocOps@co.pacific.wa.us.
- f. Exceptions may also be approved in writing by the Public Health Officer or his designee for purposes necessary to assist in controlling or preventing the spread of COVID-19, or to promote the public health. Contact the Pacific County Emergency Operations Center to request an exception on weekdays from 8:00am-4:00pm at (360) 875-9407 or (360) 642-9407.

4. Copies of this Order shall promptly be: (1) Posted on the County Public Health Department website (<https://www.pacificcountycovid19.com/>). (2) It is requested that the Washington State Parks as well as hospitality lodging entities post this Order on-site in a place viewable to the public, as well as on their website or social media platform.

5. If any subsection, sentence, clause, phrase, or word of this Order or any application of it to any person, structure, gathering, or circumstance is held to be invalid or unconstitutional by a decision of a court of competent jurisdiction, such decision shall not affect the validity of the remaining portions of this Order.

6. The Health Officer will continue to assess this quickly evolving situation and may at any time modify, cancel, or extend this Order, or issue additional orders related to COVID-19.

PURSUANT TO RCW 70.05.070, THE HEALTH OFFICER REQUESTS THAT ALL LAW ENFORCEMENT ENSURE COMPLIANCE WITH AND ENFORCEMENT OF THIS ORDER.

IT IS SO ORDERED:







Steven Krager, MD, MPH Date: May 18, 2020
Pacific County Deputy Health Officer

ADDENDUM A: Pacific County COVID-19 Public Health Order Phased Reopening Plan

Date Ranges ¹	May 11– May 31	June 1 – June 21	June 22 – July 12	July 13 – TBD
Motels/Hotels^{2,3}	Not allowed	Lodging under 20 units: 50% max occupancy Lodging over 20 units: 25% occupancy or 10 rooms (greater number) Must implement safety plan w/all required components	All hotels/motels: Max 50% occupancy Must implement safety plan w/all required components	All hotels/motels: 75% occupancy Must implement safety plan w/all required components
Vacation rentals^{2,3}	Not allowed	Min 72 hours between check out & check in Must implement safety plan w/all required components	Min 72 hours between check out & check in Must implement safety plan w/all required components	Min 72 hours between check out & check in Must implement safety plan w/all required components
RV Parks/Campsites^{2,3}	Not allowed	Full hookup sites: Max 50% occupancy for self-contained RVs Tent and dry camp sites: Max 25% occupancy Must implement safety plan w/all required components	Max 50% occupancy Must implement safety plan w/all required components	Max 75% occupancy Must implement safety plan w/all required components
Clam Digging	Open May 21 st , May 26 th and 28 th only. Subject to approval by WDFW	Public health order banning clam digging is lifted. However, clam digging and use of beaches is still subject to restriction by WDFW and statewide orders, which currently include limits on non-essential travel.		
Beach approaches	Open 7 days a week starting May 18	Open 7 days a week	Open 7 days a week except 4 th of July weekend which is to be determined	Open 7 days a week

1. Date ranges are based on current data that will be continuously monitored, and are subject to change. If Pacific County is approved for a variance to move to a phase earlier than the state, then the date ranges above will be adjusted.
2. Safety plan with all required components (outlined in Addendum C). Safety plan checklist/certification must be submitted for approval to public health and implemented prior to opening and maintained throughout all phases.
3. Maximum occupancy percentage (%) includes short-term rentals/tenancies/occupancies only. It does not include individuals who live in hospitality lodging or RVs as permanent residents.

ADDENDUM B: WASHINGTON'S PHASED APPROACH

<h2>WASHINGTON'S PHASED APPROACH</h2> <h3>Modifying Physical Distancing Measures as we Reopen the State</h3>				
<p style="color: red;">INDIVIDUALS AND BUSINESSES SHOULD FOLLOW ALL REQUIREMENTS LISTED ABOVE DURING ALL PHASES</p>				
	 Phase 1	 Phase 2	 Phase 3	 Phase 4
High-Risk Populations*	Continue to Stay Home, Stay Healthy	Continue to Stay Home, Stay Healthy	Continue to Stay Home, Stay Healthy	Resume public interactions, with physical distancing
Recreation	Some outdoor recreation (hunting, fishing, golf, boating, hiking)	Outdoor recreation involving 5 or fewer people outside your household (camping, beaches, etc.)	<ul style="list-style-type: none"> - Outdoor group rec. sports activities (50 or fewer people) - Recreational facilities at <50% capacity (gyms, public pools, etc.) - Professional sports without audience participation (horseracing, baseball, etc.) 	Resume all recreational activity
Gatherings (social, spiritual)	<ul style="list-style-type: none"> - None - Drive-in spiritual service with one household per vehicle 	Gather with no more than 5 people outside your household per week	Allow gatherings with no more than 50 people	Allow gatherings with >50 people
Travel	Essential travel and limited non-essential travel for Phase I permissible activities	Essential travel and limited non-essential travel for Phase I & II permissible activities	Resume non-essential travel	Continue non-essential travel
Business/Employers	<ul style="list-style-type: none"> - Essential businesses open - Existing construction that meets agreed upon criteria - Landscaping - Auto/RV/boat/ORV sales - Retail (curb-side pick-up orders only) - Car washes - Pet walkers 	<ul style="list-style-type: none"> - Remaining manufacturing - Additional construction phases - In-home/domestic services (nannies, housecleaning, etc.) - Retail (in-store purchases allowed with restrictions) - Real estate - Professional services/office-based businesses (telework remains strongly encouraged) - Hair and nail salons/barbers - Pet grooming - Restaurants/taverns <50% capacity table size no larger than 5 (no bar-area seating) 	<ul style="list-style-type: none"> - Restaurants/taverns <75% capacity/ table size no larger than 10 - Bar areas in restaurant/taverns at <25% capacity - Movie theaters at <50% capacity - Customer-facing government services (telework remains strongly encouraged) - Libraries - Museums - All other business activities not yet listed except for nightclubs and events with greater than 50 people 	<ul style="list-style-type: none"> - Nightclubs - Concert venues - Large sporting events - Resume unrestricted staffing of worksites, but continue to practice physical distancing and good hygiene

* High-risk populations are currently defined by CDC as: persons 65 years of age and older; people of all ages with underlying medical conditions (particularly not well controlled), including people with chronic lung disease or moderate to severe asthma, people who have serious heart conditions, people who are immunocompromised, people with severe obesity, people with diabetes, people with chronic kidney disease undergoing dialysis, and people with liver disease; people who live in a nursing home or long-term care facility.

All Pacific County Public Health Orders are in addition to statewide emergency orders, and do not overrule or replace statewide orders. State Phase Date ranges are subject to change per governor's order.

As of 5/18/20: WA State Phased Approach is Phase 1: May 11-31, Phase 2: June 1-21, Phase 3: June 22-July 12, and Phase 4: July 13th- TBD

ADDENDUM C: Hospitality Lodging Safety Plan/Checklist

Pacific County Hospitality Lodging - Minimum Safety Plan Requirements

The requirements below apply to all hospitality lodging in Pacific County including but not limited to Hotels, Motels, RV Parks, Campgrounds, and Vacation Rentals. These guidelines are based on the phased approach to re-opening hospitality lodging in Pacific County. If there is a reemergence of COVID cases which requires reinstating restrictions, the County may revisit the original prohibitions.

The checklist below must be completed, signed, and returned to the Pacific County Public Health Department via email to: EOC Operations at pceocOps@co.pacific.wa.us prior to re-opening of facilities.

Name of Establishment: _____

Responsible Party: _____

Phone number: _____ Email: _____

Location(s) address: _____

Total # and type of Units (room, RV hookup sites, tent site, etc.): _____

Required components (indicate with n/a if guideline doesn't apply to your facility)

- Remote check in will be implemented if possible (i.e. scheduled check in time, have guests wait in car for check in time, text/phone check in, curbside check in etc.)
- Barrier in place at check in – i.e. plexiglass
- Staff must wear business-provided masks when interacting with guests
- Hand sanitizer in lobby and other public places
- Employee health screening at start of each shift (temp, cough, sore throat, headache, muscle aches, new loss of taste/smell- others as updated by [CDC](#)).
- Employees are excluded from work while exhibiting any COVID symptoms and encouraged to sign up for drive through testing (call 875-9407 or 642-9407), or contact their provider about testing.
- Return to work allowed if 10 days have passed since symptoms started, 72 hours after last fever and other symptoms start to improve, regardless of test result.
- Employees who are well but who have a sick family member at home with COVID-19 should notify their supervisor and follow [CDC recommended precautions, which will likely include quarantine at home for 14 days](#).

- No communal meal, drinks, snack or other areas
- Keep log of all guests who are staying in the room (names/phone #s). Keep information on file for a minimum of 4 weeks past checkout. Note: this information will only be requested by public health in case of contact investigation.
- Social distancing markers to ensure 6 feet separation in all public places including but not limited to hallways, lobbies, other common areas.
- One party in elevators at a time
- Disinfect all high touch surfaces between each guest, paying special attention to high-touch surfaces such as door handles, light switches, in-room tablets, safes, coffee machines, minibar refrigerators, and TV remotes.
- 24 hours between check-out and room cleaning. For example, if checkout is at 11:00, room cleaning would begin at 11:00am the following day.
- Stayover service will be provided only when requested and guests will have to be out of the room.
- PPE including masks and gloves will be provided and required to be used by all housekeeping staff
- Employees will wash hands or use hand sanitizer (min 60% alcohol content) between contact with guests
- Public spaces closed including but not limited to spas, pools, hot tubs, gyms, lounges or seating areas. Cordoned off and signed appropriately
- Install signage to inform guests and employees of social distancing guidelines, one guest in restroom at a time, ways to limit spread of disease, handwashing, etc. Example signage available at www.coraonavirus.wa.gov and www.cdc.gov
- Instruct guests of health and safety rules in place. Ask guests to bring sanitation supplies for their use, masks, and adequate food supplies to limit need to go out to local grocery stores. This will be communicated prior to arrival – electronically and via phone and upon check in.
- Staff must be able to maintain social distance from each other in work stations and meet all other business guidelines as set by the state or local health authority
- Other Communal Areas (playgrounds, group gathering shelters, etc.). Campgrounds/RV parks with these amenities should close these areas until further notice.
- Communal restrooms must be cleaned and disinfected at least twice a day.
- Access to communal restrooms will be limited to one guest at a time.
- Full safety plan that includes all required components must be kept on site and provided upon request.

All staff are provided a written copy of facility safety plan and provided training.

By signing below, I certify that **(name of establishment)** has adopted a safety plan that includes all required elements as outlined above. I agree to provide a copy of safety plan upon request by the Pacific County Health Department. I understand that failure to adhere to the plan shall be grounds for revocation of permission to open and may subject owner/operator to other penalties under state and local law.

Signature

Date

Printed Name, Title

Name of establishment

Name or Establishment