



# PACIFIC COUNTY

## Public Health and Human Services

South Bend (360) 875-9343 / Fax (360) 875-9323  
1216 W. Robert Bush Drive / PO Box 26 South Bend, WA 98586

Long Beach (360) 642-9349 / Fax (360) 642-9352  
7013 Sandridge Road Long Beach, WA 98631

### Changes to Original Order Highlighted

# FIRST AMENDMENT TO THE ORDER OF THE PACIFIC COUNTY HEALTH OFFICER PHASED REOPENING PLAN

DATE ORDER ISSUED: May 27, 2020

Please read this Order carefully. Violation of or failure to comply with this Order constitutes a misdemeanor punishable by fine, imprisonment up to ninety days, or both.

The virus that causes Coronavirus Disease 2019 (“COVID-19”) spreads easily from person to person and may result in serious illness or death, and it is essential that the spread of the virus be slowed to safeguard the public and protect healthcare resources. The Pacific County Health Officer (“Health Officer”) has determined that the Pacific County COVID-19 Public Health Order Phased Reopening Plan (ADDENDUM A) will allow for local reopening to coincide with Washington’s Phased Approach (ADDENDUM B). In summary, Pacific County will remove the local jurisdiction restrictions regarding recreational razor clam digs, reopen beach approaches, and implement phased reopening of hospitality lodging.

Pacific County is expected to stay in each phase for a minimum of three weeks. Specified date ranges are based on data that will be continuously monitored, and are subject to change. Although Pacific County has minimal confirmed cases of infection, in order to limit disease spread and allow phased reopening to progress, persons and businesses must follow proper safety plans and social distancing. Accordingly,

### UNDER THE AUTHORITY OF RCW 70.05.070 THE HEALTH OFFICER HEREBY ORDERS:

1. Effective May 26, 2020, ORDER OF THE PACIFIC COUNTY HEALTH OFFICER CLOSURE OF RECREATIONAL RAZOR CLAM DIGGING is revoked, and there are no local restrictions on recreational razor clam digging after this date.
2. Effective immediately, the ORDER OF THE PACIFIC COUNTY HEALTH OFFICER CLOSURE OF PACIFIC COUNTY BEACH APPROACHES AND CLOSURE OF HOSPITALITY LODGING is cancelled.

3. The following ORDER OF THE PACIFIC COUNTY HEALTH OFFICER PHASED REOPENING PLAN is effective immediately.

- a. As of May 18, 2020, all beach approaches within Pacific County will be opened.
- b. Hospitality lodging occupancy is determined by type of lodging and timeline of phased reopening. See "Pacific County COVID-19 Public Health Order Phased Reopening Plan" (ADDENDUM A) for specific phase guidance.
- c. Maximum occupancy percentage (%) includes short-term rentals/tenancies/occupancies only. It does not include individuals who live in hospitality lodging or RVs as permanent residents of Pacific County.
- d. Safety plans with all components **as required by Pacific County Public Health & Human Services** must be implemented prior to the opening of hospitality lodging and maintained throughout all phases.
- e. Safety plan checklist/certifications must be submitted for approval to Pacific County Public Health via email to [pceocOps@co.pacific.wa.us](mailto:pceocOps@co.pacific.wa.us) **prior to re-opening**.
- f. Exceptions may also be approved in writing by the Public Health Officer or his designee for purposes necessary to assist in controlling or preventing the spread of COVID-19, or to promote the public health. Contact the Pacific County Emergency Operations Center to request an exception on weekdays from 8:00am-4:00pm at (360) 875-9407 or (360) 642-9407.

4. Copies of this Order shall promptly be posted on the County Public Health Department website (<https://www.pacificcountycovid19.com/>). It is also requested that the Washington State Parks as well as hospitality lodging entities post this Order on-site in a place viewable to the public, as well as on their website or social media platform.

5. If any subsection, sentence, clause, phrase, or word of this Order or any application of it to any person, structure, gathering, or circumstance is held to be invalid or unconstitutional by a decision of a court of competent jurisdiction, such decision shall not affect the validity of the remaining portions of this Order.

6. The Health Officer will continue to assess this quickly evolving situation and may at any time modify, cancel, or extend this Order, or issue additional orders related to COVID-19.  
PURSUANT TO RCW 70.05.070, THE HEALTH OFFICER REQUESTS THAT ALL LAW ENFORCEMENT ENSURE COMPLIANCE WITH AND ENFORCEMENT OF THIS ORDER.

IT IS SO ORDERED:



---





Steven Krager, MD, MPH Date: May 18, 2020  
Pacific County Deputy Health Officer

# ADDENDUM A: Pacific County COVID-19 Public Health Order Phased Reopening Plan

Date Ranges <sup>1</sup>	May 11– May 22	May 23 – June 13	June 14 – Forward
Motels/Hotels <sup>2,3</sup>	Not allowed	All Hotels/motels: 50% occupancy  Must implement safety plan w/all required components	All hotels/motels: 100% occupancy  Must implement safety plan w/all required components
Vacation rentals <sup>2,3</sup>	Not allowed	Max booking of 50% of available nights per period (11 nights total May 23-June 13)  Must implement safety plan w/all required components	100% occupancy  Must implement safety plan w/all required components
RV Parks/Campsites <sup>2,3</sup>	Not allowed	RV and Tent sites: Max 50% occupancy  Must implement safety plan w/all required components	100% occupancy  Must implement safety plan w/all required components
Beach approaches	Open 7 days a week starting May 18	Open 7 days a week	Open 7 days a week except 4 <sup>th</sup> of July weekend which is to be determined
Clam Digging	Closed	Open Starting May 26. Subject to WDFW approval	

1. Date ranges are based on current data that will be continuously monitored, and are subject to change.
2. Establishments must certify compliance with all safety plan requirements as set forth by Pacific County Public Health & Human Services by completing and returning a signed checklist to [pceocops@co.pacific.wa.us](mailto:pceocops@co.pacific.wa.us) prior to opening. Safety plan practices must be maintained throughout all phases.
3. Maximum occupancy percentage (%) includes short-term rentals/tenancies/occupancies only. It does not include individuals who live in hospitality lodging or RVs as permanent residents.

# ADDENDUM B: WASHINGTON'S PHASED APPROACH

<b>WASHINGTON'S PHASED APPROACH</b> Reopening Business and Modifying Physical Distancing Measures				
	 <b>Phase 1</b>	 <b>Phase 2</b>	 <b>Phase 3</b>	 <b>Phase 4</b>
<b>High-Risk Populations*</b>	Continue to Stay Home, Stay Healthy	Continue to Stay Home, Stay Healthy	Continue to Stay Home, Stay Healthy	Resume public interactions, with physical distancing
<b>Recreation</b>	Some outdoor recreation (hunting, fishing, golf, boating, hiking)	All outdoor recreation involving fewer than 5 people outside your household (camping, beaches, etc.)	- Outdoor group rec. sports activities (5-50 people) - Recreational facilities at <50% capacity (public pools, etc.)	Resume all recreational activity
<b>Gatherings (social, spiritual)</b>	- None - Drive in spiritual service with one household per vehicle	Gather with no more than 5 people outside your household per week	Allow gatherings with no more than 50 people	Allow gatherings with >50 people
<b>Travel</b>	Only essential travel	Limited non-essential travel within proximity of your home	Resume non-essential travel	Continue non-essential travel
<b>Business/ Employers</b>	- Essential businesses open - Existing construction that meet agreed upon criteria - Landscaping - Automobile sales - Retail (curb-side pick-up orders only) - Car washes - Pet walkers	- Remaining manufacturing - New construction - In-home/domestic services (nannies, housecleaning, etc.) - Retail (in-store purchases allowed with restrictions) - Real estate - Professional services/office-based businesses (telework remains strongly encouraged) - Hair and nail salons/Barbers - Housecleaning - Restaurants <50% capacity table size no larger than 5	- Restaurants <75% capacity/ table size no larger than 10 - Bars at <25% capacity - Indoor gyms at <50% capacity - Movie theaters at <50% capacity - Government (telework remains strongly encouraged) - Libraries - Museums - All other business activities not yet listed except for nightclubs and events with greater than 50 people	- Nightclubs - Concert venues - Large sporting events - Resume unrestricted staffing of worksites, but continue to practice physical distancing and good hygiene

\* High-risk populations are currently defined by CDC as: persons 65 years of age and older; people of all ages with underlying medical conditions (particularly not well controlled) including people with chronic lung disease or moderate to severe asthma, people who have serious heart conditions, people who are immunocompromised, people with severe obesity, people with diabetes, people with chronic kidney disease undergoing dialysis, and people with liver disease; people who live in a nursing home or long-term care facility.

All Pacific County Public Health Orders are in addition to statewide emergency orders, and do not overrule or replace statewide orders. State Phase Date ranges are subject to change per governor's order.