

Local Snapshot

Pacific County Positive Cases: 1514
New Cases since August 25, 2021: 61
Pacific County Active Cases: 106
Pacific County Hospitalizations to Date: 76
Pacific County Deaths 20

The Pacific County Emergency Operations Center is Open Monday - Friday, 8:00am - 4:00pm
Please give us a call with any COVID-19 related questions or concerns.

North County: (360) 875-9407 / South County: (360) 642-9407.

If you are experiencing a medical, or, other type of emergency, please contact 9-1-1 immediately. If no one is available to take your call during regular business hours please leave a message and someone will get back to you within 3 business days.

For the latest Washington State COVID-19 data please click on the link below:

<https://www.doh.wa.gov/Emergencies/Coronavirus>

For the latest PACIFIC COUNTY COVID-19 DATA please click on the link below. The page is very informative and illustrates how we are trying to disseminate information and resources:

<https://www.pacificcountycovid19.com/>

Next Monthly Community Forum: **Thursday September 2, 2021** at 11:30 (re-occurring) via Zoom or Facebook Live

<https://us02web.zoom.us/j/84282447783>

1-253-215-8782 meeting id: 84282447783#

Statewide Snapshot

WA State Total Positive Cases as of **08/31/2021**: **567,104** WA Total Hospitalizations: **30,931**
WA Total Deaths: **6,574** Neighboring Counties: Wahkiakum County **207** cases, Grays Harbor **5,856** cases, Lewis County **7,210** cases, Clatsop County **1,880** cases.

Status Reports to Remain Week to Week Decision While Numbers Stay High

The Pacific County Status Reports will continue to be published on a weekly basis as long as the numbers of cases remain at their current high level. In addition to the status reports the data regarding Covid-19 in Pacific County can also be found at the following website:

<https://www.pacificcountycovid19.com/>

Pacific County Weekly COVID 19 Case Data

Pacific County Case Data Summary	8/18/2021	8/26/2021	9/1/2021
Cases (Total)	1347	1453	1514
Active Cases	92	114	114
New cases this week	91	106	61
New cases over 14 days	151	202	167
Total Hospitalizations	56	64	74
New hospitalizations this week	1	0	10
Deaths (total)	18	20	20
Case rate per 100,000 population over 14 days	697.771	822.53	790

Updated 9/1/2021

Testing Remains Critical Tool in Fight Against COVID-19.

Now, it's easier than ever for people who buy home tests to report their own results. [Find out which test is best, how to report, and what to do when you get your result.](#)



As of August 30, **73.3%** of the population **12 and up** has received at least one dose.

*This percent includes aggregate data from the Department of Defense and Department of Veterans Affairs and is higher than the DOH data dashboard.

As of August 30, 73.3% of Washingtonians 12 and older have received at least one dose of COVID-19 vaccine. This number is higher than the DOH data dashboard because it includes state Immunization Information System (IIS) data, as well as aggregate data from the Department of Defense (DoD) and Veterans Affairs (VA):

4,783,757 people with at least one dose (4,629,756 IIS + 154,001 DoD and VA)

6,529,327 (Population 12 and older, 2020 Office of Financial Management estimates)

If you haven't been vaccinated, visit [Vaccine Locator](#) or call 833-VAX-HELP to make your appointment today.

New Guidance on Self-Testing

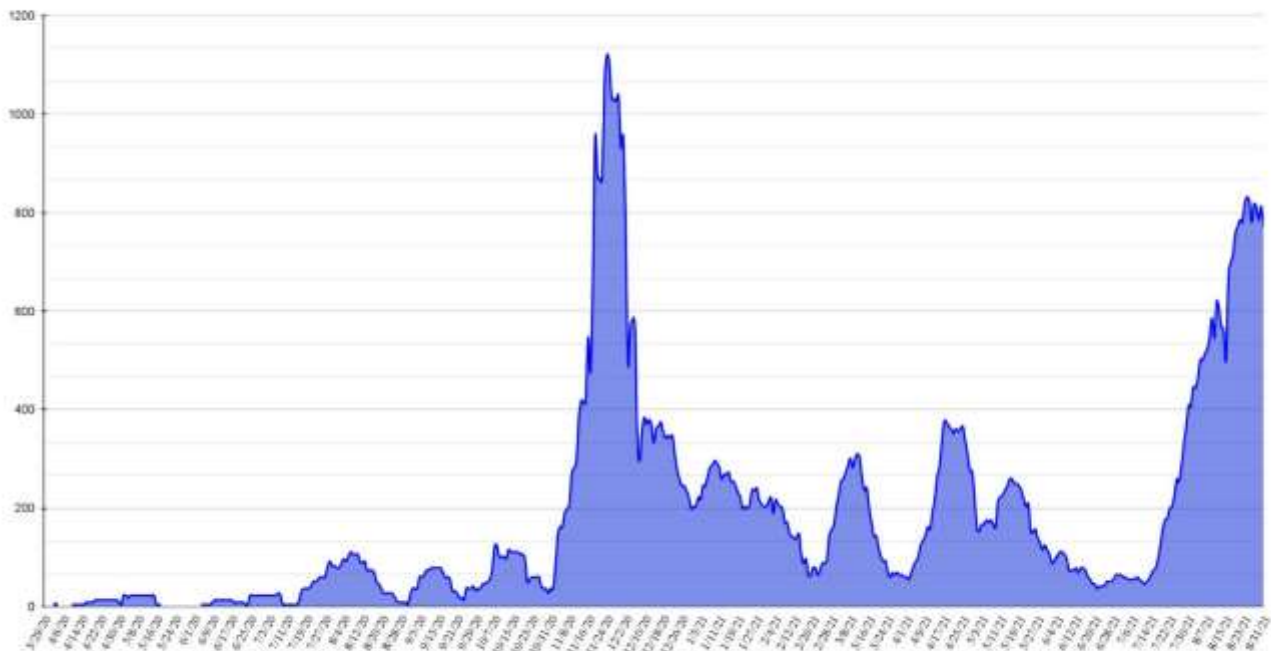
Learn [what home tests mean and what to do after getting your result.](#)

Pacific County Case Rates: Fully vaccinated and not fully vaccinated

		8/18/2021	8/26/2021*	9/1/2021
Proportion of cases in people since January 1st who are fully vaccinated	Cases in People who are fully vaccinated ----->	54 ----- = 7%	92 ----- = 11%	105 ----- = 11.4%
	Total cases since January 1st ----->	723	859	920
Proportion of cases in people since January 1st who are NOT fully vaccinated	Cases in people who are NOT fully vaccinated ----->	669 ----- = 93%	736 ----- = 86%	792 ----- = 86%
	Total cases since January 1st ----->	723 =	859	920
Breakthrough case rate (% of people who are fully vaccinated who test positive for COVID 19)	Cases in People who are fully vaccinated ----->	54 ----- = 0.5%	92 ----- = 0.9%	105 ----- = 0.9%
	Total # of people who are fully vaccinated ----->	10244	10419	11547

Updated 9/1/2021

Pacific County COVID-19 Case Rate per 100,000 population over past 14 days (trend over time)



Updated 9/1/2021

Pacific County Case Data Summary	8/14/2021	8/21/2021	8/28/2021
Doses given (cumulative total)	23,975	24,169	24,169
<i>% of total population initiating vaccination</i>	51.6%	52.3%	52.9%
<i>% of total population fully vaccinated</i>	46.9%	47.2%	47.6%
<i>% of 16+ initiating vaccination</i>	59.5%	60.3%	61%
<i>% of 16+ fully vaccinated</i>	54.3%	54.5%	55.1%
<i>% of 12+ initiating vaccination</i>	57.7%	58.5%	59.2%
<i>% of 12+ fully vaccinated</i>	52.5%	52.8%	53.3%

Updated 8/28/2021

Pacific County COVID-19 Cases by Age Group

Age	9/1/2021	% of total cases
0-9	109	7.2%
10-19	204	13.4%
20-29	196	12.9%
30-39	250	16.5%
40-49	226	14.9%
50-59	187	12.3%
60-69	173	11.4%
70+	153	10.1%
Total	1498	
Missing data	16	

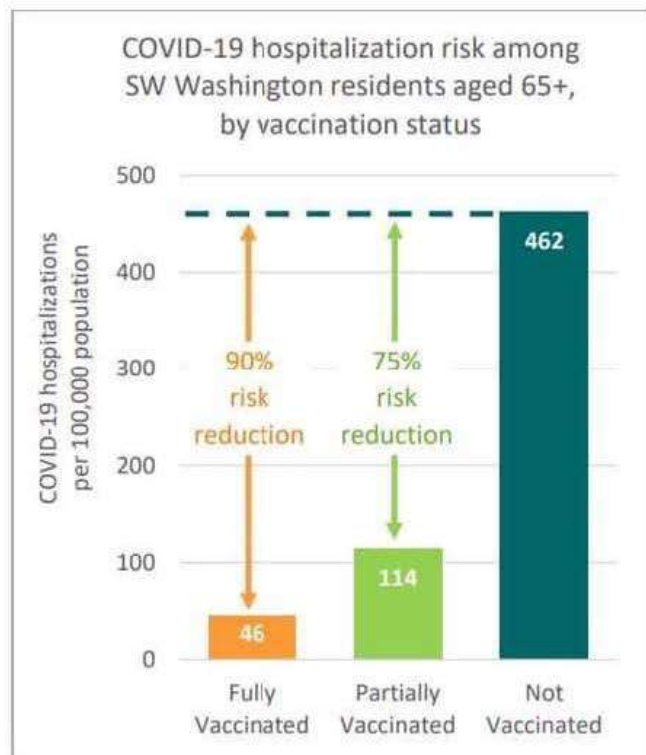
Updated 9/1/2021

Pacific County Cases by Zip Code

Case Rate by Zip Code	8/26/2021	9/1/2021
Bay Center (98527)	12	12
Chinook (98614)	26	26
Ilwaco (98624)	56	57
Long Beach (98631)	165	169
Lebam (98554)	5 or less	5 or less
Naselle (98638)	94	100
Nachotta (98637)	>5	>5
Menlo (98561)	5 or less	5 or less
Ocean Park (98640)	145	151
Oysterville (98641)	5 or less	5 or less
Seaview (98644)	31	33
Raymond (98577)	603	630
South Bend (98586)	248	254
Tokeland (98590)	5 or less	5 or less
Grayland (98547)	30	30
Incomplete data	27	36

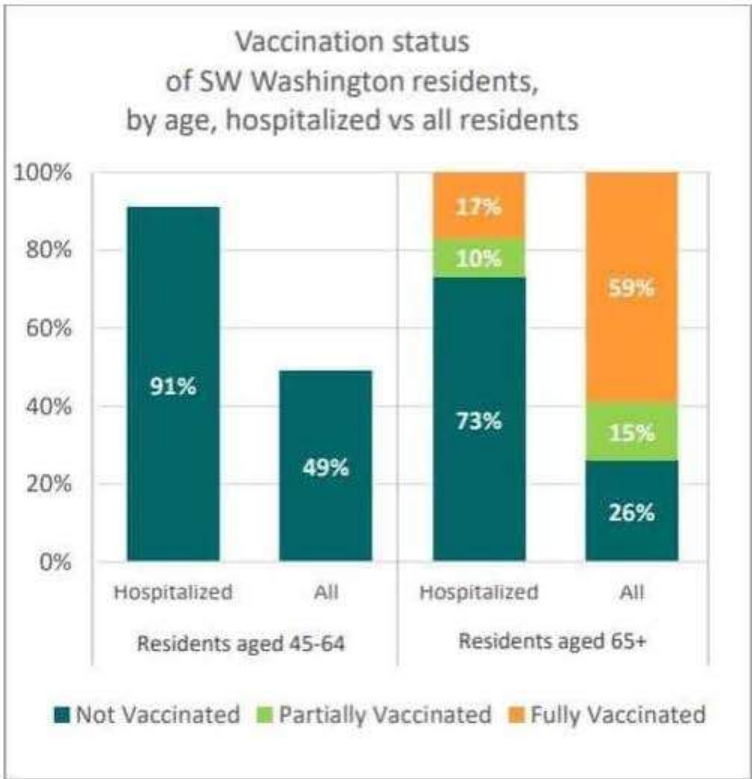
- Confirmed case count is specific to each zip code.
- Represents permanent residence of Pacific County COVID-19 cases.
- Not a representation of where COVID-19 exposure or transmission occurred.

Updated 9/1/2021



- A new report released by Cowlitz County Health Department shows COVID-19 vaccination is significantly reducing the risk of hospitalization among residents in SW Washington.
- The analysis included residents of Cowlitz, Clark, Lewis, **Pacific**, Skamania and Wahkiakum counties who were hospitalized for COVID-19 from March 22 to June 27, 2021.
- The analysis found the risk of being hospitalized for COVID-19 was reduced by 90% for residents 65 years and older who were fully vaccinated. Of those 65 years and older who were partially vaccinated, the risk of being hospitalized was reduced by 75%.

Read the full report here: <https://bit.ly/3zVEvpF>.



The data showed 91% of hospitalized residents 45 to 64 years old were unvaccinated. For comparison, 49% of the population in that age group in the region were unvaccinated.

WHAT TO DO IF YOU TEST POSITIVE ON AN AT-HOME COVID-19 TEST

STAY HOME EXCEPT TO GET MEDICAL CARE. ISOLATE YOURSELF FROM HOUSEHOLD MEMBERS AS MUCH AS POSSIBLE AND CALL PUBLIC HEALTH AT 360-214-6013.



Public Health Nurses will ask about:

- The places you have been and the people you have been around who may have been exposed.
- This includes those who you have been in close contact with for longer than 15 minutes, up to 48 hours before you had symptoms.
- Public health will notify those people about their exposure to the virus- we will not tell them about you.
- We have resources to help you and your family during your isolation or quarantine including grocery shopping, housing, rental assistance and more.

Pacific County Public Health is here to support you!

Please call us at 360-214-6013

More information about what to do if you test positive can be found:
<https://www.doh.wa.gov/Portals/1/Documents/1600/coronavirus/COVIDcvepositive.pdf>

END OF STATUS REPORT