

Local Snapshot

Pacific County Positive Cases: 2046
New Cases since October 27, 2021: 21
Pacific County Active Cases: 25
Pacific County Hospitalizations to Date: 117
New Hospitalizations this week: 3
Pacific County Deaths: 34
New Pacific County Deaths this week:

The Pacific County Emergency Operations Center is Open Monday - Friday, 8:00am - 4:00pm

Please give us a call with any COVID-19 related questions or concerns.

North County: (360) 875-9407 / South County: (360) 642-9407.

If you are experiencing a medical, or, other type of emergency, please contact 9-1-1 immediately. If no one is available to take your call during regular business hours please leave a message and someone will get back to you within 3 business days.

For the latest Washington State COVID-19 data please click on the link below:

<https://www.doh.wa.gov/Emergencies/Coronavirus>

For the latest PACIFIC COUNTY COVID-19 DATA please click on the link below. The page is very informative and illustrates how we are trying to disseminate information and resources:

<https://www.pacificcounty covid19.com/>

Next Monthly Community Forum: Thursday November 4, 2021 at 11:30 (re-occurring) via Zoom or Facebook Live

<https://us02web.zoom.us/j/84282447783>

1-253-215-8782 meeting id: 84282447783#

Statewide Snapshot

WA State Total Positive Cases as of 11/02/2021: 731,904 WA Total Hospitalizations: 40,514
WA Total Deaths: 8,696 Neighboring Counties: Wahkiakum County 291 cases, Grays Harbor 8,778 cases, Lewis County 10,147 cases, Clatsop County 2,483 cases.



As of November 1, 79.1%* of the population 12 and up has received at least one dose and 73.1% is fully vaccinated.

*This percent includes aggregate data from the Department of Defense and Department of Veterans Affairs and is higher than the DOH data dashboard.

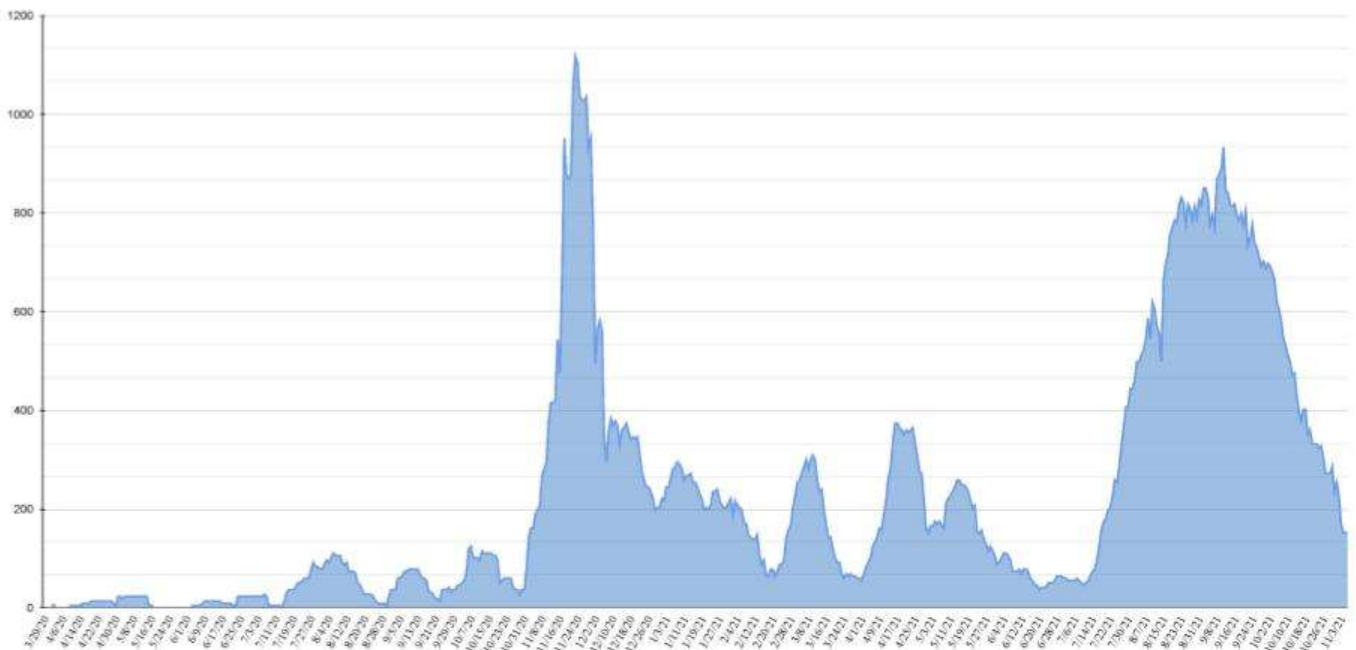
Tips for a safe and fun holiday season. With Halloween and other holidays fast approaching, DOH wants to remind people about ways to enjoy the holidays while still protecting themselves, their loved ones, and their community from the spread of COVID-19. [Read the full news release.](#)

Pacific County Weekly COVID 19 Case Data

Pacific County Case Data Summary	10/20/2021	10/27/2021	11/3/2021
Cases (Total)	1992	2025	2046
Active Cases	37	30	25
New cases this week	34	33	21
New cases over 14 days	88	67	54
Total Hospitalizations	112	114	117
New hospitalizations this week	4	2	3
Deaths (total)	32	32	34
Case rate per 100,000 population over 14 days	407	328	254

Updated 11/3/2021

Pacific County COVID-19 Case Rate per 100,000 population over past 14 days (trend over time)



Updated 11/3/2021

COVID-19 vaccine boosters

Am I eligible?

Pfizer or Moderna

The following groups are eligible for a booster **6 months or more** after completing the two-dose series:

- 65 years and older
- Age 18+ who live in long-term care settings
- Age 18+ who have underlying medical conditions
- Age 18+ who work or live in high-risk settings

Talk to your health care provider if you have eligibility questions.

Johnson & Johnson

The following group is eligible for a booster **2 months or more** after receiving the single dose:

- 18 years and older

People who are eligible can choose which vaccine they receive as a booster dose.

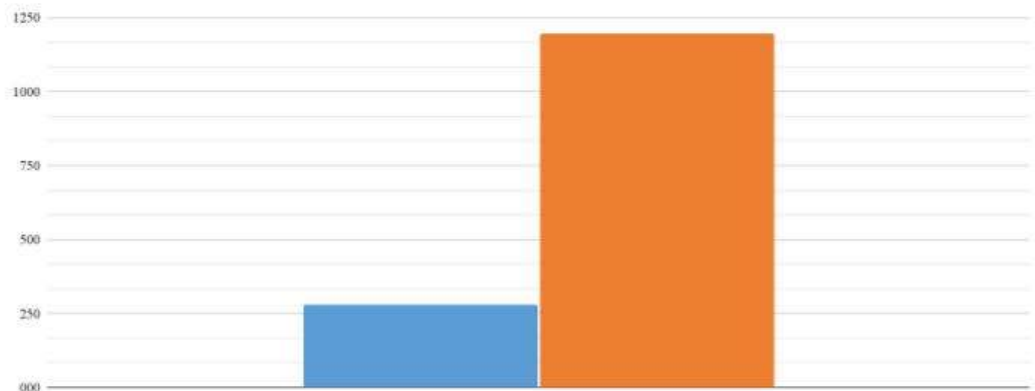
The booster dose **does not** have to be the same vaccine as the primary dose(s).



COVID-19 Cases in Pacific County

March 1, 2021-November 3, 2021

■ Fully vaccinated ■ Not fully vaccinated



COVID-19 Cases By Vaccination Status Pacific County

March 1, 2021- November 3, 2021

COVID-19 Cases

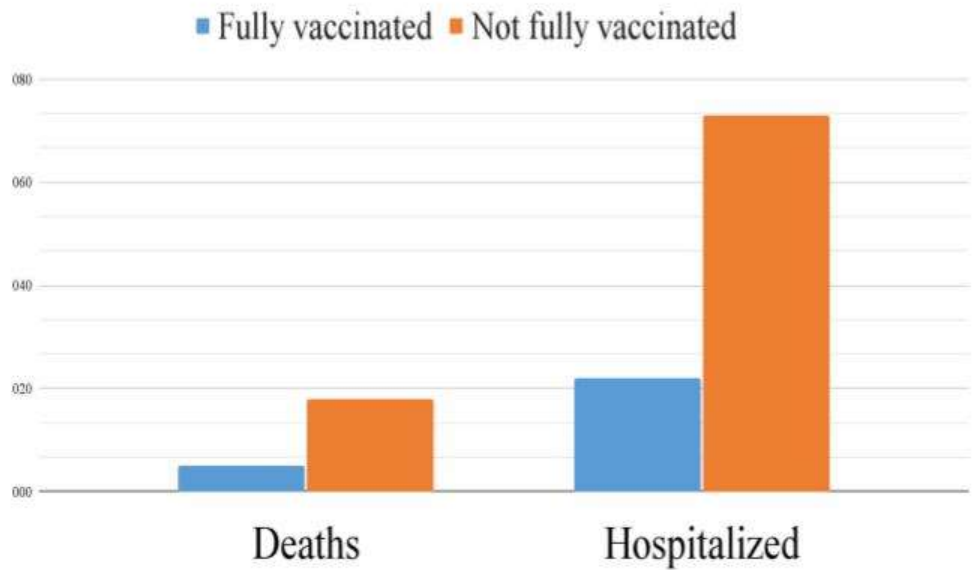
Pacific County COVID-19 Cases by Age Group

Age	11/3/2021
0-9	166
10-19	294
20-29	240
30-39	325
40-49	297
50-59	251
60-69	231
70+	242

Updated 11/3/2021

Deaths & Hospitalizations due to COVID-19 in Pacific County

March 1, 2021-November 3, 2021



Hospitalizations & Deaths by Vaccination Status in Pacific County

March 1, 2021- November 3, 2021

Case Rate by Zip Code	11/3/2021
Bay Center (98527)	18
Chinook (98614)	35
Ilwaco (98624)	88
Long Beach (98631)	249
Lebam (98554)	2
Naselle (98638)	120
Nahcotta (98637)	5
Menlo (98561)	2
Ocean Park (98640)	236
Oysterville (98641)	6
Seaview (98644)	57
Raymond (98577)	838
South Bend (98586)	300
Tokeland (98590)	22
Grayland (98547)	38
Incomplete data	30

Pacific County Cases by Zip Code

- Confirmed case count is specific to each zip code.
- Represents permanent residence of Pacific County COVID-19 cases.
- Not a representation of where COVID-19 exposure or transmission occurred.

Updated 11/3/2021

END STATUS REPORT