

Local Snapshot

Pacific County Positive Cases: 2065
New Cases since November 3, 2021: 19
Pacific County Active Cases: 22
Pacific County Hospitalizations to Date: 119
New Hospitalizations this week: 5
Pacific County Deaths: 34
New Pacific County Deaths this week: 0

The Pacific County Emergency Operations Center is Open Monday - Friday, 8:00am - 4:00pm

Please give us a call with any COVID-19 related questions or concerns.

North County: (360) 875-9407 / South County: (360) 642-9407.

If you are experiencing a medical, or, other type of emergency, please contact 9-1-1 immediately. If no one is available to take your call during regular business hours please leave a message and someone will get back to you within 3 business days.

For the latest Washington State COVID-19 data please click on the link below:

<https://www.doh.wa.gov/Emergencies/Coronavirus>

For the latest PACIFIC COUNTY COVID-19 DATA please click on the link below. The page is very informative and illustrates how we are trying to disseminate information and resources:

<https://www.pacificcountycovid19.com/>

Statewide Snapshot

WA State Total Positive Cases as of 11/11/2021: 746,354 WA Total Hospitalizations: 41,230
WA Total Deaths: 8,857 Neighboring Counties: Wahkiakum County 294 cases, Grays Harbor 8,956 cases, Lewis County 10,396 cases, Clatsop County 2,520 cases.



As of November 8, 79.6%* of the population 12 and up has received at least one dose and 73.5%* is fully vaccinated.

*This percent includes aggregate data from the Department of Defense and Department of Veterans Affairs and is higher than the DOH data dashboard.

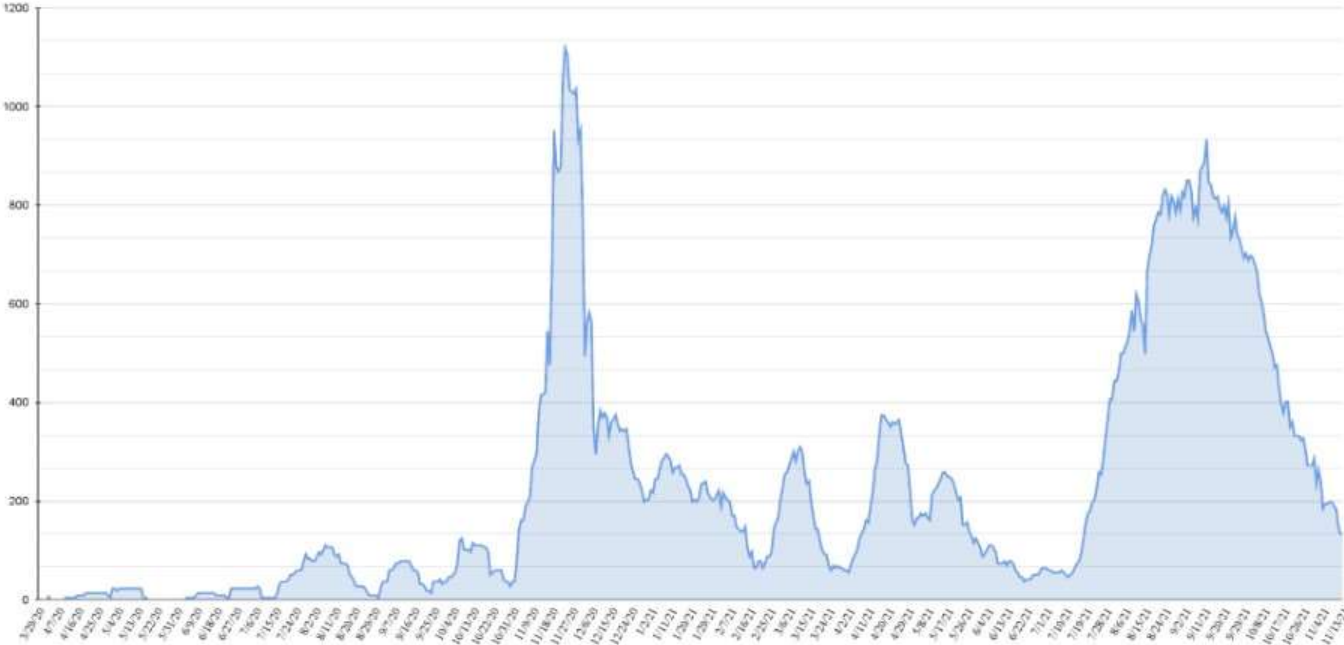
As of November 8, 79.6% of Washingtonians 12 and older have received at least one dose of COVID-19 vaccine and 73.5% of people 12 and older are fully vaccinated. This number is higher than the DOH data dashboard because it includes state Immunization Information System (IIS) data, as well as aggregate data from the Department of Defense (DoD) and Veterans Affairs (VA):

Pacific County Weekly COVID 19 Case Data

Pacific County Case Data Summary	10/27/2021	11/3/2021	11/10/2021
Cases (Total)	2025	2046	2065
Active Cases	30	25	22
New cases this week	33	21	19
New cases over 14 days	67	54	40
Total Hospitalizations	114	117	119
New hospitalizations this week	2	3	5
Deaths (total)	32	34	34
Case rate per 100,000 population over 14 days	328	254	189

Updated 11/10/2021

Pacific County COVID-19 Case Rate per 100,000 population over past 14 days (trend over time)



Updated 11/10/2021

Case Rate by Zip Code	11/10/2021
Bay Center (98527)	18
Chinook (98614)	35
Ilwaco (98624)	89
Long Beach (98631)	253
Lebam (98554)	2
Naselle (98638)	120
Nahcotta (98637)	5
Menlo (98561)	3
Ocean Park (98640)3	242
Oysterville (98641)	6
Seaview (98644)	57
Raymond (98577)	840
South Bend (98586)	303
Tokeland (98590)	22
Grayland (98547)	38
Incomplete data	32

Pacific County Cases by Zip Code

- Confirmed case count is specific to each zip code.
- Represents permanent residence of Pacific County COVID-19 cases.
- Not a representation of where COVID-19 exposure or transmission occurred.

Updated 11/10/2021

Pacific County COVID-19 Cases by Age Group

Age	11/10/2021
0-9	167
10-19	299
20-29	240
30-39	328
40-49	299
50-59	255
60-69	233
70+	222

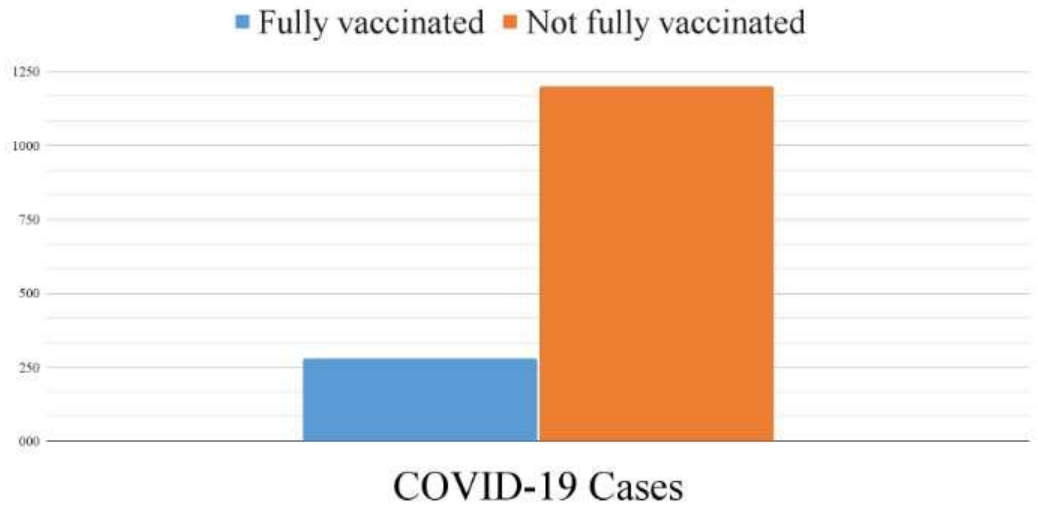
Updated 11/10/2021

COVID-19 Cases in Pacific County

March 1, 2021-November 3, 2021

COVID-19 Cases By Vaccination Status Pacific County

March 1, 2021- November 3, 2021

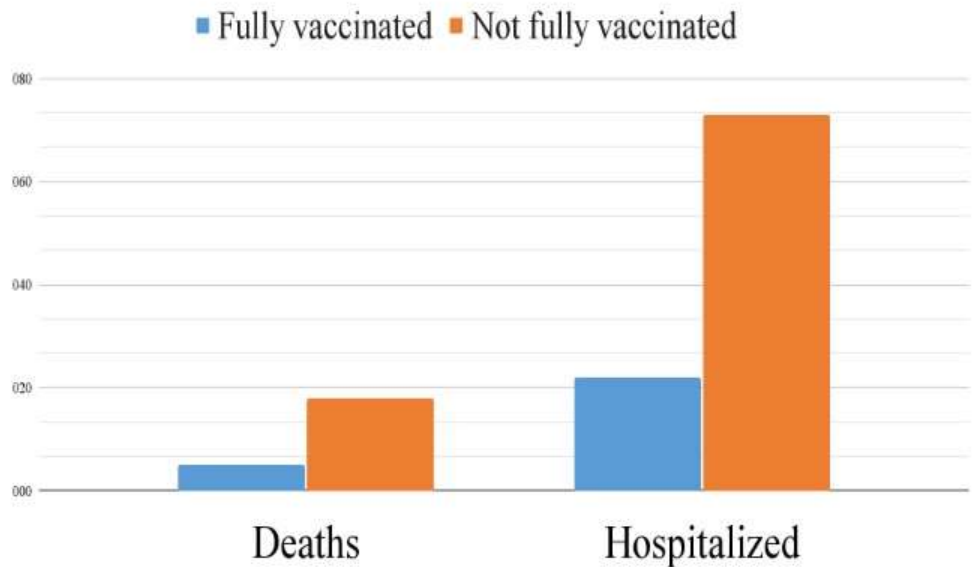


Deaths & Hospitalizations due to COVID-19 in Pacific County

March 1, 2021-November 3, 2021

Hospitalizations & Deaths by Vaccination Status in Pacific County

March 1, 2021- November 3, 2021



COVID-19 Hospitalizations among SW WA Residents since Delta

AGES 35-64

COVID-19 hospitalization rates were... **13X LOWER** among fully vaccinated residents ages 35 to 64 compared to those who were not vaccinated.

For every 10,000 residents who were **NOT VACCINATED**, 55 were hospitalized for COVID-19. **55 out of 10,000**

For every 10,000 residents who were **FULLY VACCINATED**, 4 were hospitalized for COVID-19. **4 out of 10,000**

AGES 65+

COVID-19 hospitalization rates were... **7X LOWER** among fully vaccinated residents ages 65+ compared to those who were not vaccinated.

For every 10,000 residents who were **NOT VACCINATED**, 140 were hospitalized for COVID-19. **140 out of 10,000**

For every 10,000 residents who were **FULLY VACCINATED**, 20 were hospitalized for COVID-19. **20 out of 10,000**

Data Period: May 31-September 19, 2021

<https://www.co.cowlitz.wa.us/DocumentCenter/View/23775/COVID-19-Cases-Hospitalizations-and-Deaths-by-Vaccination-Status-in-Cowlitz-County-SW-Washington>

END STATUS REPORT