

Local Snapshot

Pacific County Positive Cases: **2191**
New Cases since December 9, 2021: **28**
Pacific County Active Cases: **38**
Pacific County Hospitalizations to Date: **123**
New Hospitalizations this week: **2**
Pacific County Deaths: 38
New Pacific County Deaths this week: 0
Case rate per 100k/14 days: **281.8**

The Pacific County Emergency Operations Center is Open Monday - Friday, 8:00am - 4:00pm
Please give us a call with any COVID-19 related questions or concerns.

North County: (360) 875-9407 / South County: (360) 642-9407.

If you are experiencing a medical, or, other type of emergency, please contact 9-1-1 immediately. If no one is available to take your call during regular business hours please leave a message and someone will get back to you within 3 business days.

For the latest Washington State COVID-19 data please click on the link below:
<https://www.doh.wa.gov/Emergencies/Coronavirus>

For the latest PACIFIC COUNTY COVID-19 DATA please click on the link below. The page is very informative and illustrates how we are trying to disseminate information and resources:
<https://www.pacificcounty covid19.com/>

Statewide Snapshot

WA State Total Positive Cases as of 12/15/2021: **796,369** WA Total Hospitalizations: **43,986**
WA Total Deaths: **9,635** Neighboring Counties: Wahkiakum County **311** cases, Grays Harbor **9,872** cases, Lewis County **11,362** cases, Clatsop County **2,727** cases.

As of December 13, 81.7% of Washingtonians 12 and older have received at least one dose of COVID-19 vaccine and 75.3% of people 12 and older are fully vaccinated. This number is higher than the DOH data dashboard because it includes state Immunization Information System (IIS) data, as well as aggregate data from the Department of Defense (DoD) and Veterans Affairs (VA):

5,335,587 people with at least one dose (5,166,616 IIS + 168,971 DoD and VA)
6,529,327 (Population 12 and older, 2020 Office of Financial Management estimates)

4,915,932 people are fully vaccinated (4,759,538 IIS + 156,394 DoD and VA)
6,529,327 (Population 12 and older, 2020 Office of Financial Management estimates)

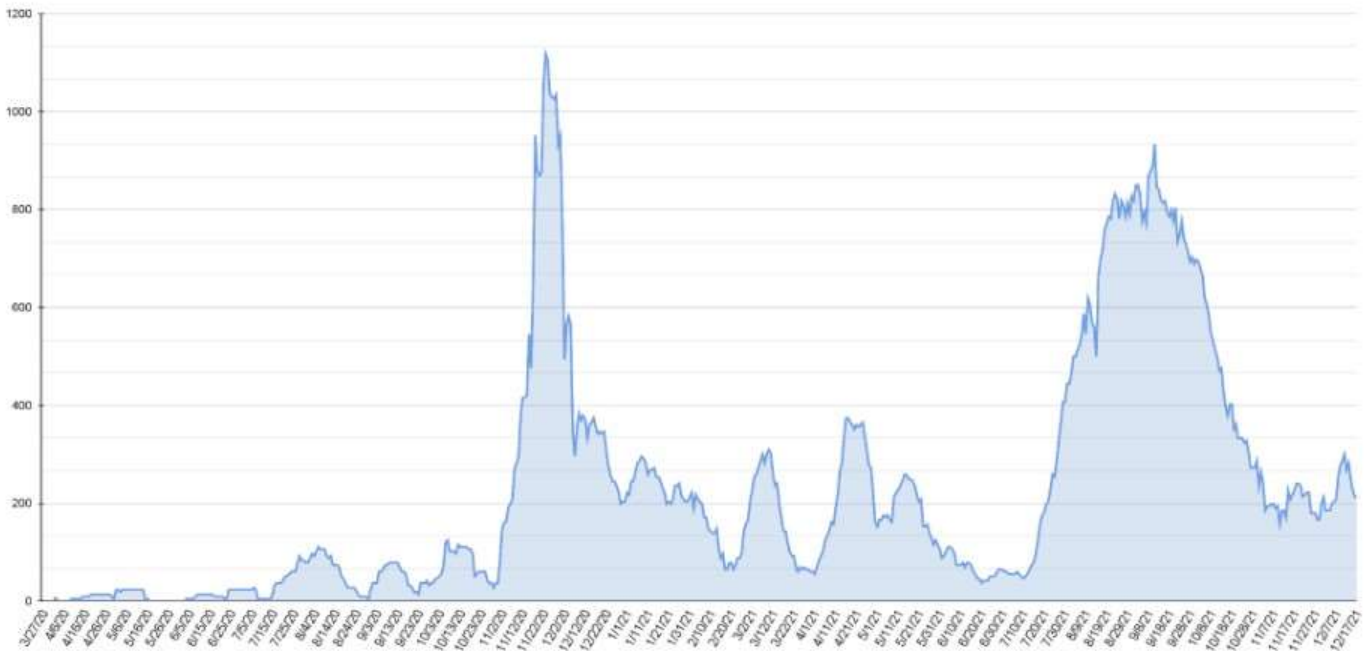
If you haven't been vaccinated, visit [Vaccine Locator](#) or call 833-VAX-HELP to make your appointment today.

Pacific County Weekly COVID 19 Case Data

Pacific County Case Data Summary	12/1/2021	12/8/2021	12/15/2021
Cases (Total)	2131	2163	2191
Active Cases	16	34	38
New cases this week	17	32	28
New cases over 14 days	38	49	60
Total Hospitalizations	122	123	125
New hospitalizations this week	1	1	2
Deaths (total)	36	38	38
Case rate per 100,000 population over 14 days	166.3	207	281.8

Updated 12/15/2021

Pacific County COVID-19 Case Rate per 100,000 population over past 14 days (trend over time)



Updated 12/15/2021

Covid Vaccine Booster Clinic

Friday
Dec 10
Dec 17
Jan 7

8:30 to 11:30 am
1:00 to 3:30 pm

Call for an appointment:

**SHOALWATER BAY
WELLNESS CENTER**

(360) 267-0119

Who should get a booster?

Individuals who are:

- 6 months or more past their initial series
- 65 years and older
- 18+ living in long term care settings
- 18+ with underlying medical conditions
- 18+ who work or live in high risk settings



Doing Moderna vaccines only

Case Rate by Zip Code	12/1/2021	12/8/2021	12/15/2021
Bay Center (98527)	18	18	18
Chinook (98614)	35	35	35
Ilwaco (98624)	98	98	98
Long Beach (98631)	256	258	267
Lebam (98554)	2	2	2
Naselle (98638)	123	130	131
Nahcotta (98637)	5	5	5
Menlo (98561)	3	3	3
Ocean Park (98640)	246	251	257
Oysterville (98641)	6	6	6
Seaview (98644)	57	57	57
Raymond (98577)	877	890	899
South Bend (98586)	310	315	316
Tokeland (98590)	23	23	25
Grayland (98547)	38	38	38
Incomplete data	33	34	34

Pacific County Cases by Zip Code

- Confirmed case count is specific to each zip code.
- Represents permanent residence of Pacific County COVID-19 cases.
- Not a representation of where COVID-19 exposure or transmission occurred.

Updated 12/15/2021



**Got Symptoms?
Get Tested.**



**¿Tiene síntomas?
Hacerse la prueba.**

For a full list of testing options available
in Pacific County, Please visit:

www.pacificcountycovid19.com/get-tested

Or call 360-875-9407

Para obtener una lista completa de
las opciones de prueba disponibles
en el condado de Pacific, visite:

<https://tinyurl.com/bdesxrtk>

o llamar 360-875-9407

Pacific County COVID-19 Cases by Age Group

Age	11/17/2021	12/1/2021	12/8/2021	12/15/2021
0-9	171	173	175	178
10-19	301	303	308	313
20-29	243	247	248	251
30-39	330	340	348	356
40-49	305	308	311	314
50-59	261	265	269	272
60-69	235	236	241	245
70+	225	234	236	237
Incomplete data	22	24	27	25

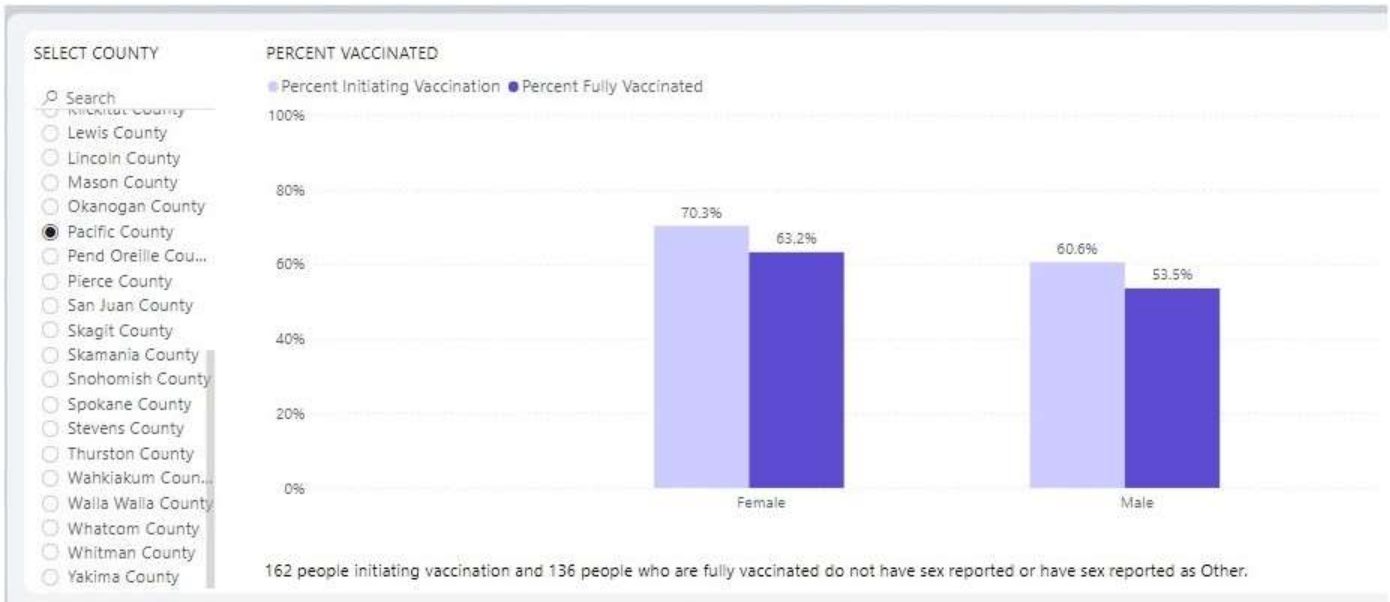
Updated 12/15/2021

Pacific County Vaccine Rates: Initiation & Fully Vaccinated

Percent of total population initiating vaccine	59.8%
Percent of total population fully vaccinated	53.2%
Percent of population 16+ initiating vaccine	68.7%
Percent of population 12+ initiating vaccine	67%
Total doses given	30,760

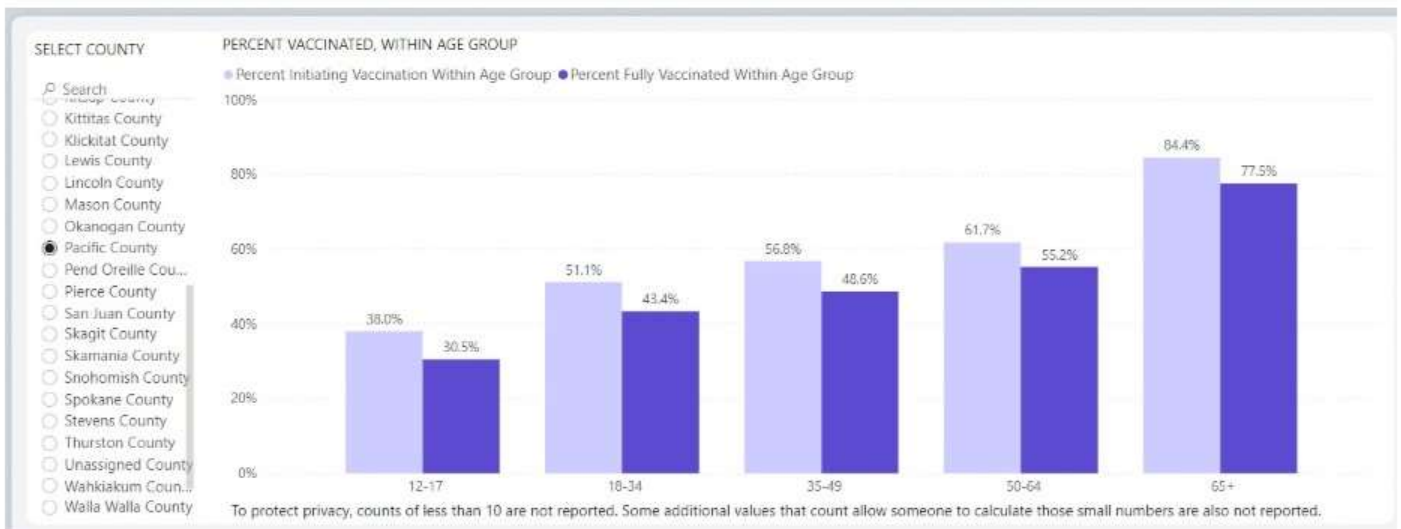
Updated 12/15/2021

Pacific County Vaccination Rate by Sex



Updated 12/15/2021

Pacific County Vaccination Rates by Age



Updated 12/15/2021

COVID-19 Vaccine Information

COVID-19 Boosters

- Recommended for EVERYONE 18 and older who received their:
 - Johnson & Johnson vaccine at least 2 months ago; OR
 - Completed their initial 2 dose Pfizer or Moderna series at least 6 months ago

COVID-19 Vaccines for 5-11 Year Olds

- Pfizer only
- Dose is ½ size of vaccine for those 12 and older

1st, 2nd, Booster, and youth vaccine clinics offering all types of vaccine are available throughout Pacific county. Make an appt at: www.pacificcountycovid19.com/get-vaccinated

Or, call us at 360-875-9407

Vaccines
Save Lives.



END STATUS REPORT