



Public Health & Human Services

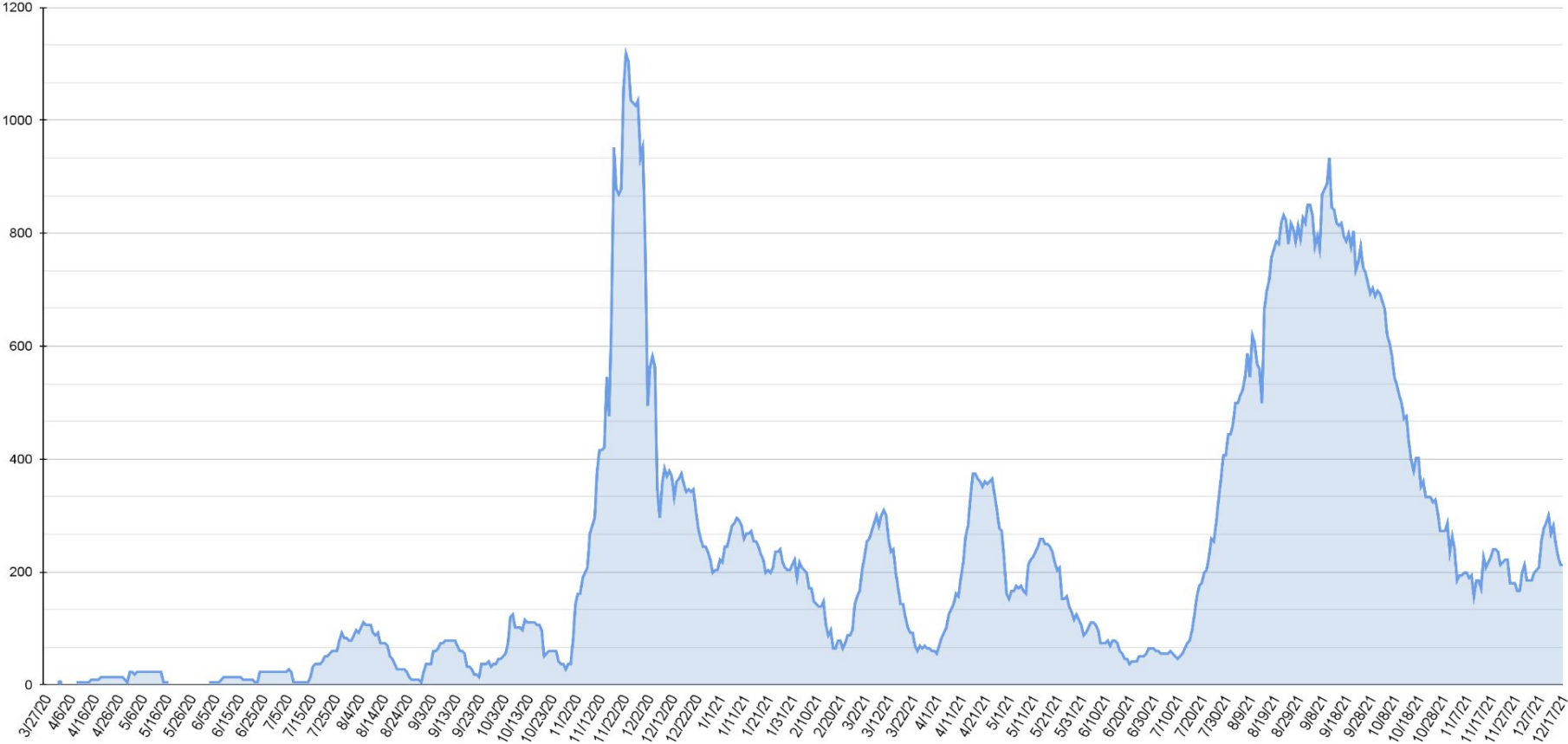
# Pacific County Weekly COVID-19 Data

## 12/15/2021

# Pacific County Weekly COVID 19 Case Data

<b>Pacific County Case Data Summary</b>	<b>12/1/2021</b>	<b>12/8/2021</b>	<b>12/15/2021</b>
Cases (Total)	2131	2163	2191
Active Cases	16	34	38
New cases this week	17	32	28
New cases over 14 days	38	49	60
Total Hospitalizations	122	123	125
New hospitalizations this week	1	1	2
Deaths (total)	36	38	38
Case rate per 100,000 population over 14 days	166.3	207	281.8

Pacific County COVID-19 Case Rate per 100,000 population over past 14 days (trend over time)



Updated 12/15/2021

Case Rate by Zip Code	12/1/2021	12/8/2021	12/15/2021
Bay Center (98527)	18	18	18
Chinook (98614)	35	35	35
Ilwaco (98624)	98	98	98
Long Beach (98631)	256	258	267
Lebam (98554)	2	2	2
Naselle (98638)	123	130	131
Nahcotta (98637)	5	5	5
Menlo (98561)	3	3	3
Ocean Park (98640)	246	251	257
Oysterville (98641)	6	6	6
Seaview (98644)	57	57	57
Raymond (98577)	877	890	899
South Bend (98586)	310	315	316
Tokeland (98590)	23	23	25
Grayland (98547)	38	38	38
Incomplete data	33	34	34

# Pacific County Cases by Zip Code

- Confirmed case count is specific to each zip code.
- Represents permanent residence of Pacific County COVID-19 cases.
- Not a representation of where COVID-19 exposure or transmission occurred.

# Pacific County COVID-19 Cases by Age Group

Age	11/17/2021	12/1/2021	12/8/2021	12/15/2021
0-9	171	173	175	178
10-19	301	303	308	313
20-29	243	247	248	251
30-39	330	340	348	356
40-49	305	308	311	314
50-59	261	265	269	272
60-69	235	236	241	245
70+	225	234	236	237
Incomplete data	22	24	27	25

## Pacific County Vaccine Rates: Initiation & Fully Vaccinated

Percent of total population initiating vaccine	59.8%
Percent of total population fully vaccinated	53.2%
Percent of population 16+ initiating vaccine	68.7%
Percent of population 12+ initiating vaccine	67%
Total doses given	30,760

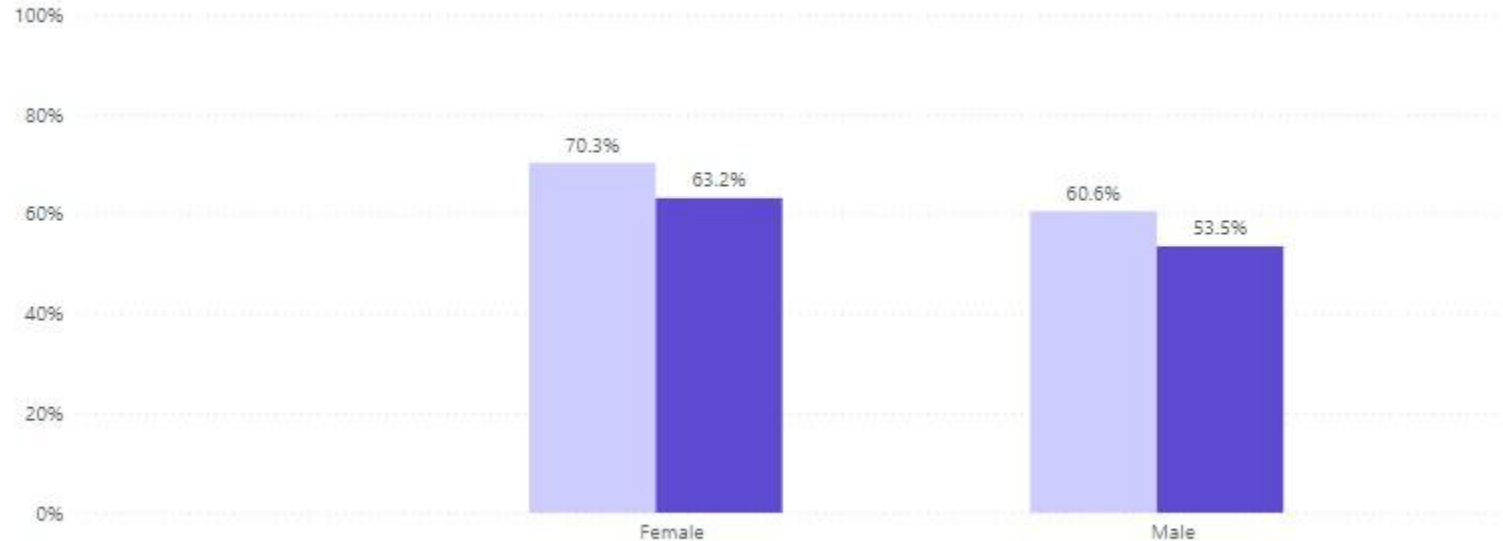
# Pacific County Vaccination Rate by Sex

SELECT COUNTY

- 
- Klickitat County
- Lewis County
- Lincoln County
- Mason County
- Okanogan County
- Pacific County
- Pend Oreille Cou...
- Pierce County
- San Juan County
- Skagit County
- Skamania County
- Snohomish County
- Spokane County
- Stevens County
- Thurston County
- Wahkiakum Coun...
- Walla Walla County
- Whatcom County
- Whitman County
- Yakima County

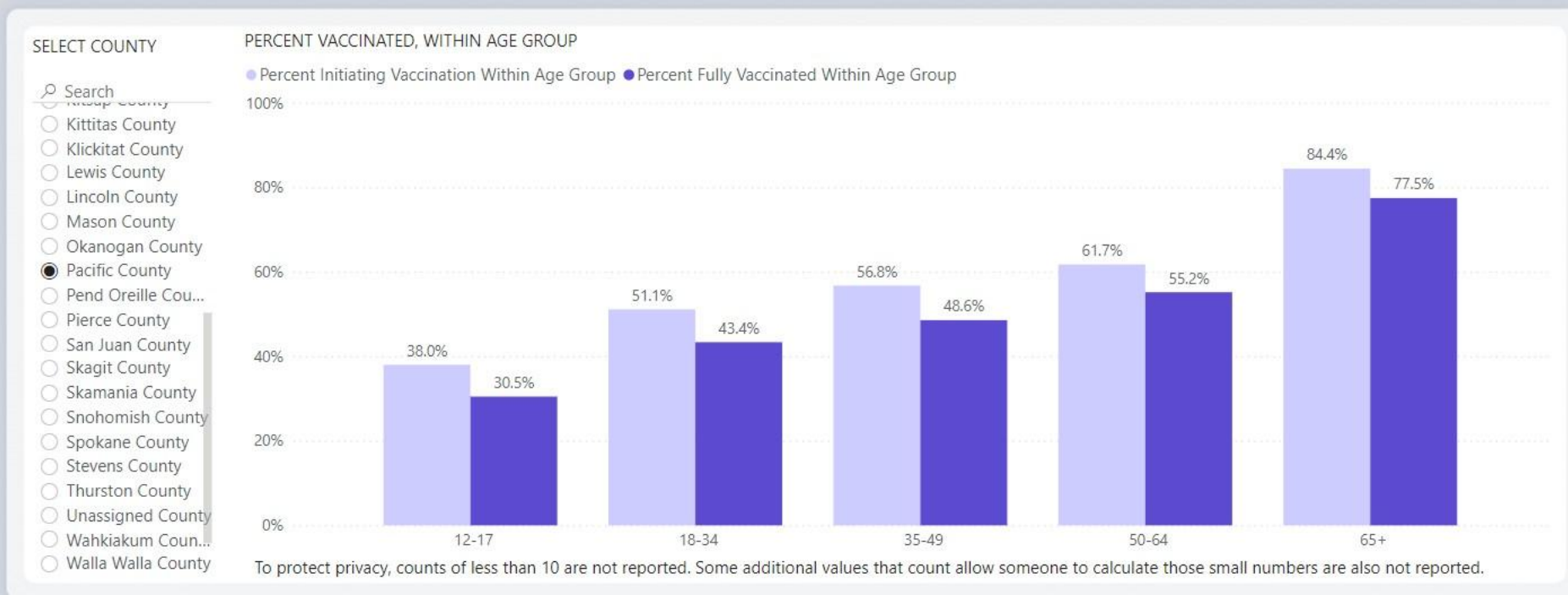
PERCENT VACCINATED

■ Percent Initiating Vaccination ■ Percent Fully Vaccinated



162 people initiating vaccination and 136 people who are fully vaccinated do not have sex reported or have sex reported as Other.

# Pacific County Vaccination Rates by Age





# COVID-19 Vaccine Information

## COVID-19 Boosters

- Recommended for EVERYONE 18 and older who received their:
  - Johnson & Johnson vaccine at least 2 months ago; OR
  - Completed their initial 2 dose Pfizer or Moderna series at least 6 months ago

## COVID-19 Vaccines for 5-11 Year Olds

- Pfizer only
- Dose is  $\frac{1}{3}$  size of vaccine for those 12 and older

1st, 2nd, Booster, and youth vaccine clinics offering all types of vaccine are available throughout Pacific county. Make an appt at:

[www.pacificcountycovid19.com/get-vaccinated](http://www.pacificcountycovid19.com/get-vaccinated)

Or, call us at 360-875-9407

Vaccines  
Save Lives.





**Got Symptoms?  
Get Tested.**

For a full list of testing options available  
in Pacific County, Please visit:

[www.pacificcountycovid19.com/get-tested](http://www.pacificcountycovid19.com/get-tested)

Or call 360-875-9407



**¿Tiene síntomas?  
Hacerse la prueba.**

Para obtener una lista completa de  
las opciones de prueba disponibles  
en el condado de Pacific, visite:

<https://tinyurl.com/bdesxrtk>

o llamar 360-875-9407